

HMPS Sliding Fire-Resistant Doors are specially designed for areas that demand high-performance fire protection without compromising on space efficiency or operational ease. Ideal for industrial, commercial, and institutional settings, these doors offer both safety and convenience where every second counts



Key Features

- **Certified Fire Resistance:** Tested and certified for fire ratings of up to 120 minutes.
- **Space-Saving Design:** Sliding mechanism allows for efficient use of space, perfect for wide openings.
- **Heavy-Duty Construction:** Manufactured with high-grade HMPS (hollow metal pressed steel) for maximum durability.
- **Smooth Sliding System:** Precision tracks and rollers ensure effortless and quiet operation.
- **Automatic & Manual Options:** Available with motorized or manual systems based on application needs.
- **Fail-Safe Mechanism:** Integrated counterweight or fusible link systems ensure door closure during fire.
- **Custom Finishes:** Supplied in powder-coated, primed, or stainless-steel finishes to match your aesthetic.

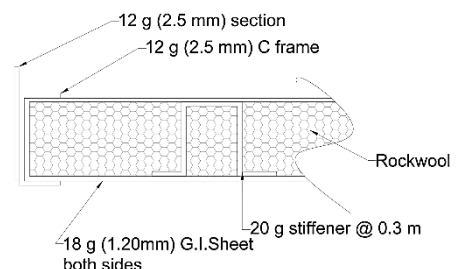
Technical Specification

- Door shutter MOC: 1.2 mm GI sheet.
- Shutter thickness: 46 mm
- Infill Insulation: Rockwool 96 kg / cc
- Borderframe: 50x50x3 mm C type, all four sides.
- Top rail: 3 mm, C type track at top.
- Wall mounting: Zinc coated MS brackets & spacers.
- Top cover: made of 0.8 mm GI sheet
- Side covers: 1.2 mm GI sheet, C profile.

Applications

- Warehouses & Industrial Plants
- Hospitals & Healthcare Facilities
- Commercial Complexes & Malls
- Airports & Transport Terminals
- Data Centers
- Basement Car Parks
- High-Risk Zones Requiring Compartmentalization

These doors are ideal for protecting large openings while ensuring quick isolation of fire zones, helping reduce the spread of fire, smoke, and toxic gases.



Door Hardware



Top guide track



Track Holder Bracket



Hanger roller Assembly



Door bottom Guide



Floor lock



Vision lite



Door Handle

Vision lite options



No View Glass



Standard view glass
200x300 mm



Square view glass
300x300 mm



Narrow view glass
150x600 mm


Colour Shades




RAL3020




RAL7011




RAL7037




RAL7040



RAL7047



RAL9001



RAL9016