

Our Hollow Metal Pressed Steel Doors are engineered for exceptional performance in demanding environments. Fabricated from high-quality galvanized iron (GI) sheets, these doors offer superior robustness, corrosion resistance, and long-term durability, making them an ideal choice for high-traffic and high-security areas.

Key Features

- Constructed from Galvanized Iron Sheets – Ensures strength and long-lasting structural integrity.
- Pressed Steel Design – Provides a clean, modern look with enhanced rigidity.
- Corrosion Resistant Finish – Suitable for both indoor and semi-exposed installations.
- Customizable Sizes & Finishes – Available to meet your project's exact specifications



Applications

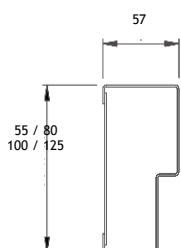
Ideal for use in a wide range of professional settings, including:

- Industrial Buildings
- Commercial Projects
- Hospitals & Healthcare Facilities
- Hotels & Hospitality Sectors

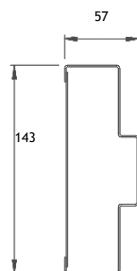
Technical Specification

- Door shutter MOC: 0.80~1.0 mm GI sheet.
- Shutter thickness: 46 mm.
- Infill Insulation: Resin bonded honey-comb core.
- Pad plates: 3 mm predrilled and taped.
- Door frame profiles: 55x57, 80x57, 100x57, 125x57 or 143x57
- Rabbets: Single rabbet or double rabbet.
- Door frame MOC: 1.2 mm GI sheets.
- Finish: Pure polyester powder coating finish.

Door Frame Variant




Single rabbet frame

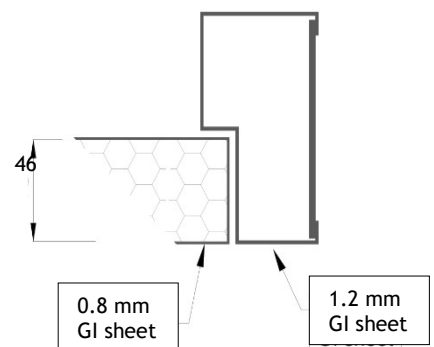


Double rabbet frame

Door Construction



Infill Material
Honeycomb



Door Hardware



S.S. BB Hinges



Mortice Dead lock



Door Handle




Door Closer



Vision lite



Flush Bolt



Opti
Hard

Mortice sash lock & Lever Handle



Louvers

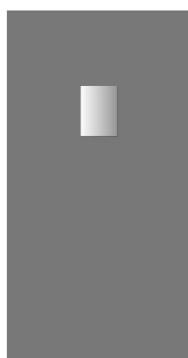


Drop bottom seal


Vision lite options



No View Glass



Rectangular view glass
200x300 mm



Square view glass
300x300 mm



Narrow view glass
150x600 mm

Colour Shades



RAL8017



RAL7011




RAL7037



RAL7040



RAL7047



RAL9001



RAL9016